






STANDARD SPECIFICATION

Medium Prismatic Lithium-Ion Rechargeable Battery

**Model
1s1p MP 174865**

	Name	Position	Date	Signature
Written by	A. Kerouanton	Lithium Product Manager	10/05	
Checked by	O. Girard	Technical Director	10/05	
Approved by	G. Archdale	Rechargeable Lithium Sales Manager	10/05	

Issued by	JM Bodet	A. Kerouanton	A. Kerouanton		
Date	01/01	07/02	10/05		
Edition Nr	1	2	3		

1s1p MP 174865



ETAT D'EVOLUTION DU DOCUMENT

DOCUMENT STATUS

DATE	EDITION	PAGE	MOTIVATION / CHANGES	ETAT/STATUS
01/01	1	All	First issue	
07/02	2	All	General updating and rewriting	
10/05	3	4 § 3A 4 § 4B 4 § 4C 4 § 4D 5 § 4E 6 § 4G 6 § 4H 6 § 4K 7 § 5 8 § 6 12 § 14 13 § 15	Thermal fuse opening 84 → 93°C Nominal voltage 3.6 → 3.75 V End-of-charge voltage 4.1 → 4.2 V End-of-discharge 2.7 → 2.5 V Rated capacity 4.6 → 5.3 Ah Max. pulse discharge 3C → 4C Operating T range (charge) 0/50°C → -20/+60°C Typical weight 125 → 124 g Abuse testing : suppression of Nail / Flame / Oil / Salt water test. Addition thermal test Storage -40/+60°C → -50/+60°C (naked) cell thickness : 18.5 mm max → 18.2 mm (uncycled) (19 mm max at end of life) Battery thickness : 19.5 mm max → 19 mm (uncycled) (19.8 mm max at end of life) Battery width : 50 mm max → 49 mm max Battery Height : 69 mm max → 69.5 mm max	



1. Scope

This specification presents typical and guaranteed ex-works values for the rechargeable Lithium-Ion, Medium-sized, Prismatic-shaped and single-cell battery Model 1s1p MP 174865.

This battery consists of a MP 174865 cell fitted with an electronic monitoring circuit and a thermal fuse as protection devices.

It has been designed for high-end cycling applications requiring a high energy density.

2. Reference documents

- Secretariat of the United Nations - *"Recommendations on the Transport of Dangerous Goods – Model Regulations"* Ref. ST/SG/AC.10/1 - Revision 13 – 2003 + "Manual of Tests and Criteria" 4th Revised Edition – 2003 – Ref.ST/SG/AC.10/11/Revision 4,
- International Electrotechnical Committee Specification IEC/CEI *"Secondary lithium cells and batteries for portable applications"*
Ref. IEC/CEI 61690-First edition - 2003.

3. Construction and visual aspect

A. Construction

The 1s1p MP 174865 prismatic battery is assembled from a cell constructed according to the spiral electrode technology. The cell features a built-in circuit breaker and safety vent, and is fitted with an electronic protection circuit positioned in the topshell area and a thermal fuse positioned on top of the cell, under the plastic sleeving.

The electronic circuit reversibly protects the battery from accidental overcharge, overdischarge and overcurrent. It limits the maximum charge and discharge currents that are acceptable. Multi-cell battery packs assembled from MP 174865 cells may feature other types of electronic protection circuits with different limitations.

The 7 bar-rated circuit breaker irreversibly interrupts the current flow in case of excessive internal pressure, due to overcharging (with defective charger and/or electronic protection circuit) or excessive temperature.



The thermal fuse irreversibly opens when the temperature exceeds 93°C.

A built-in safety vent protects the battery in case of excessive temperature environment (such as fire condition) leading to an internal pressure exceeding 12 bars.

B. Visual aspect

When inspected by naked eyes, The 1s1p MP 174865 battery should not show any trace of dents, swelling, corrosion or leakage. Marking should be readable.

4. Typical values

A. Designation

1s1p MP 174865

(the 1s1p prefix indicates that the product consists of just a single cell in series: "1s", and a single cell in parallel: "1p").

B. Nominal voltage

3.75 V

(at C/5 rate, +20°C, mid-discharge)

*(**Nota:** open circuit voltage is dependent on the state of charge of the battery and may fluctuate between 2.5 and 4.2 V).*

C. End-of-charge voltage

4.20 ± 0.05 V at maximum

(if exceeded, the battery electronic protection circuit will activate to prevent possible thermal runaway).

D. End-of-discharge voltage

2.5 V

(the battery electronic protection circuit activates at 2.3 V in order to prevent irreversible battery performance degradation).



(Multi cell battery packs assembled from MP 174865 cells may feathure electronic protection circuit with slightly different voltage cut-offs. Consult Saft)

E. Rated capacity

5.3 Ah

(Battery charged at a constant current of 1.1 A (\approx C/5-rate) for 7 hours, maximum voltage of 4.2 V, followed by 1 to 4 hours of rest at 20°C, and discharged at 20°C at a constant rate of 1 A (\approx C/5-rate) down to 2.5 V).

(The capacity restored by the battery varies with the end-of-charge voltage, the discharge current drain, the temperature, the voltage cut-off, the age, and the number of cycles already performed. For instance, if charged up to 4.1 V only, the rated capacity will be limited to 4.8 Ah in the above C/5, +20°C, 2.5 V cut-off conditions).

F. Recommended charge conditions

5 A (\approx C-rate)

(Limitation coming from the characteristics of the electronic protection circuit)

At room temperature:

- first step, at constant current until the voltage reaches the desired voltage (4.20 V \pm 0.05 V at maximum)
- second step, at constant voltage, until the current falls to 53 mA (C/100).

In case the time to reach the 53 mA minimum current is excessive, it is recommended stopping the charge with a timer set at 4 hours (timer starting counting when the selected end-voltage is reached).

Other charge conditions are possible. Consult Saft, as well as for optimised charging below 0°C.

Trickle charging at 4.20 V is possible at a temperature not to exceed 50°C. Consult Saft.



G. Maximum recommended discharge conditions

5 A continuous.

(If exceeded the 1s1p MP 174865 battery standard electronic protection circuit will activate. Continuous discharge up to 10.6 A (2C-rate) and pulse discharge up to 21.2 A (4C-rate) are possible with specific electronic protection circuits used in multi-cell battery packs assembled from MP cells. Consult Saft.).

H. Operating temperature range

Charge is possible from -20°C to + 50°C.

Charge above 60°C would affect subsequent battery performance.

Charge is still possible at lower temperature under certain conditions. Consult Saft.

Discharge is possible from - 50 to + 60°C.

Discharge above would affect subsequent battery performance.

I. Cycle life

When charged at 20°C at 1.1 A (\approx C/5-rate) for 7 hours, followed by 1-4 hours of rest and discharged at 0.9 A down to 2.7 V, the 1s1p MP 174865 battery typically loses, 30 % of the rated capacity after 500 cycles.

(Longer cycle life is possible if the battery is cycled at lower current or shallower discharge cycles, i.e. less than full charge/discharge. Consult Saft).

J. Internal resistance

110 m Ω max (at + 20°C)

Typically, 25-50 m Ω comes from the MP 174865 cell itself (25 m Ω when new and 50 m Ω when cycled 500 time) and the rest from the protection devices and external wiring.

(measurement with an a.c. method at the frequency of 1.0 kHz).

K. Typical weight

130 grams, with a contribution of 124 grams from the cell itself and the rest from the protection devices, external wiring and sleeving.



5. Environment, mechanical and electrical abuse testing

The 1s1p MP 174865 battery typically behaves as following:

Test	Source	Procedure	Typical performance
Free fall	IEC	from 1.0 m onto a hard wood floor 6 times at + 20°C	NL NV NE NF
Thermal test	UN	Storage 6 hrs minimum at + 75°C followed by 6 hrs minimum at - 40°C Repeated 10 times	NL NV NE NF OCU after test not less than 90% of OCV before test
Vibration	UN	Sinusoidal vibration 7 to 200 Hz and back to 7 Hz, traversed in 15 mn. Amplitude 1.6 mm (total excursion) Cycle repeated 12 times	NL NV NE NF
Shock	UN	Half-sine shock Peck acceleration 150 g Duration 6 millisecc. 18 shocks in total	NL NV NE NF
External short circuit	UN	At + 55°C on a resistance of less than 100 mΩ	NL NV NE NF
Heating	IEC	Cell in an oven whose T is increased at 5°C/mn until the oven reaches 130°C 130°C maintained 30 mn	NE NF
Overcharge	UN	Charge 24 hrs at 10 A (2C)	NE NF

NL: No Leakage

NV: No Vent

NE: No Explosion

NF: No Fire



6. Storage

Storage is possible between - 50 and + 60°C without circuit breaker activation nor leakage.

Storage conditions affect the battery's charge retention. For long-term (up to 1 year) storage, Saft recommends to keep the battery with a (30 ± 15) % state of charge in a dry and cool place at a temperature not exceeding 30°C.

7. Charge retention after storage

The capacity lost by the 1s1p MP 174865 during storage depends in part from its state of charge.

After 1 month of storage at + 20°C, the capacity loss of a 100 %-charged 1s1p MP 174865 battery typically does not exceed 10 % of the rated capacity in the discharge conditions given in § 4.E.

After 6 months at + 20°C, the capacity loss of a 100 %-charged 1s1p MP 174865 battery typically does not exceed 20 % of the rated capacity in the discharge conditions given in § 4.E.

After 12 months at + 20°C, the capacity loss of a 100 %-charged 1s1p MP 174865 battery typically does not exceed 30 % of the rated capacity in the discharge conditions given in § 4.E.

The above numbers are divided by a 3-factor for batteries stored with 50 % state-of-charge.

8. Handling

Saft advises, during the handling of the 1s1p MP 174865 battery, to observe the following precautions:

- a) Do not remove the batteries from their original packaging* before use.
- b) Do not store the batteries in bulk in order to avoid accidental short-circuiting.
- c) Do not expose to heat above 60°C, flame, or incinerate.
- d) Do not disassemble or modify.

* original packaging may be re-used for end-of-life disposal.



- e) Do not solder directly onto the battery, (*excessive heat may damage cell's insulation or circuit breaker*).
- f) Pay attention to the polarities when installing the battery.
- g) Do not short circuit.
- h) Do not immerse in any liquid.
- i) Do not drop or subject to shock.
- j) Do not remove the protection circuit.
- k) Use appropriate charger.

9. Transport

The MP 174865 cell passes the safety tests listed in the United Nations "Manual of Tests and Criteria" (4th Revised Edition Ref. ST/SG/AC.10/11/Rev. 4).

Based on the criteria mentioned in the United Nations "Recommendations on the Transport of Dangerous Goods – Model Regulations" (13th Revised Edition – Ref. ST/SG/AC.10/1/Rev 13 – 2003) this cell, which contains $5.3 \times 0.3 = 1.59$ gram of lithium-equivalent content, above the 1.5 gram limit, is **restricted to transport** and **assigned to Class 9**.

It follows that the 1s1p MP 174865 single cell battery assembled from this cell is also restricted to transport/assigned to Class 9, although its lithium equivalent content , 1.59 gram is below the 8 gram limit applicable to battery.

10. Guaranteed minimum values

Rated capacity (<i>in conditions given in § 4.E charge C/5 up to 4.2 V + discharge C/5</i>)	5.0 Ah minimum (Uncycled cells within 3 months following cell date code printed on the sleeve).
--	--



11. Incoming inspection

Prior to release from factory, the 1s1p MP 174865 battery is 100 % inspected for rated capacity and self-discharge rate.

In case of incoming inspection, Saft recommends the following:

A. Sampling standards

French	British	German	American	ISO
NFX 06-022 NFX 06-023	BS 6001 BS 6002	DIN 40080 DIN ISO 3951	MIL STD 10 5D MIL STD 414	2859 3951

B. Acceptable Quality Levels (AQL)

Cell lot size	Sampling size	AQL
1-3 200	32	0.4 %
3 201-10 000	50	0.25 %
> 10 000	80	0.15 %



12. Marking

The external surface of the 1s1p MP 174865 battery bears two labels, which display the following:

Identification label:

SAFT 1s1p MP 174865	Li-Ion rechargeable battery
Nominal voltage 3.75 V.....	Nominal capacity 5.3 Ah
CHARGE	Charge voltage 4.2 V
	Recommended max. current 5 A
DISCHARGE	Maximum current 5 A
P/N XXXX/Y	Made in France
Date code with month/year of production	

Safety warning label:

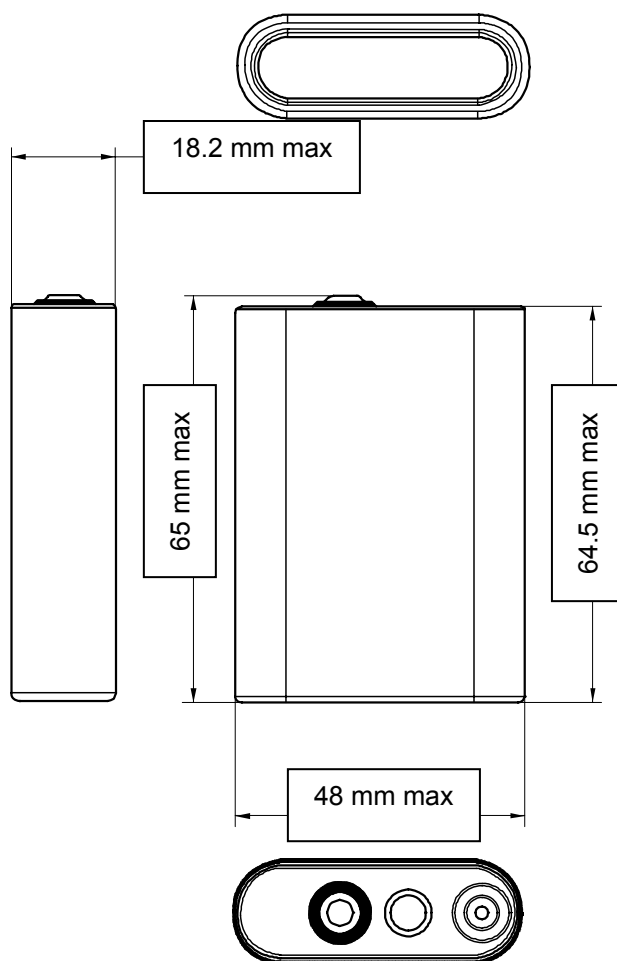
Do not crush	Do not short circuit	Do not heat or incinerate
Do not dismantle.....	Do not immerse in any liquid	
The cell inside may vent or rupture	Observe charging instructions	
Charge $-20^{\circ}\text{C} < T < 60^{\circ}\text{C}$	Discharge: $-50 < T < 60^{\circ}\text{C}$	
For best long-term performance: store at (30 ± 15) % of capacity and below 30°C		
Crossed garbage can logo		

13. End-of-life disposal

The 1s1s MP 174865 battery does not contain heavy metals such as Mercury. It is also Lithium metal-free.

Dispose according to local regulations. Recycling allows recovery of the valuable Cobalt it contains.

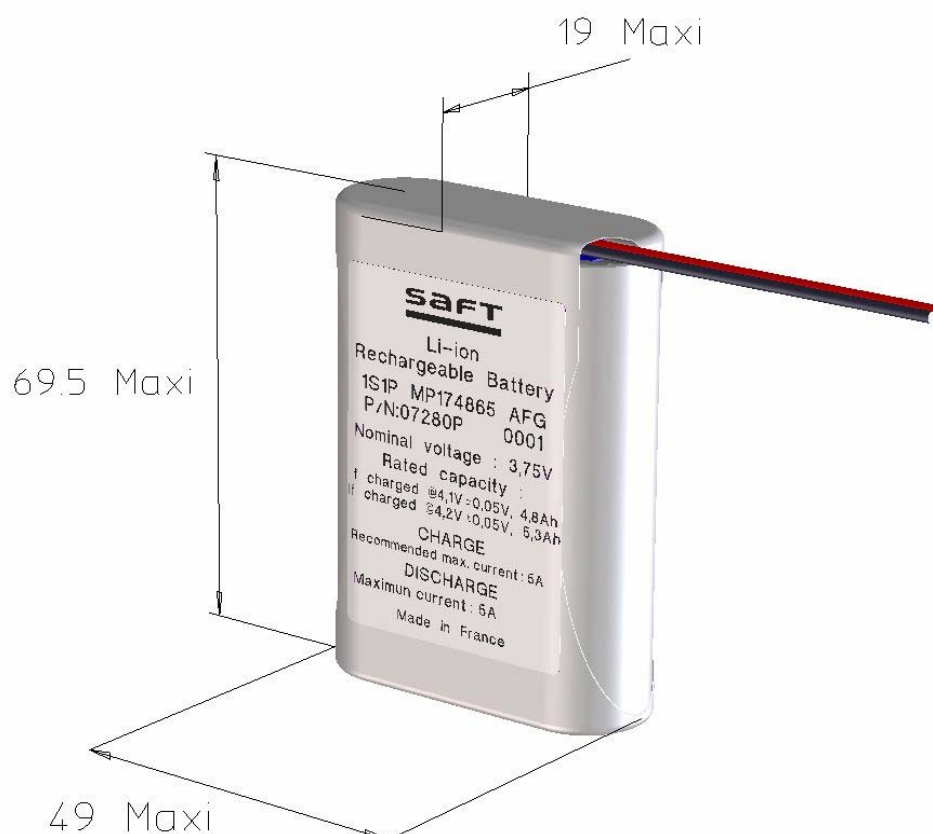
14. Untabbed/Unsleeved MP 174865 cell dimensions (100% charged, uncycled)



NOTA : Following multiple cycling the thickness of the bare cell may go up to 19.0 mm.



15. Sleeved 1s1p MP 174865 battery dimensions (100% charged, uncycled)



NOTA: The thickness 19.0 mm max. corresponds uncycled batteries. 0.8 mm to be added for batteries cycled 500 times.

Several finish types are available. These vary by the type of electronic protection circuit used, the positioning of the thermal fuse, the lead types and lengths, and the connector type.