LC-XC1222P

FOR MAIN POWER SUPPLIES.
CYCLE LONG-LIFE TYPE

DIMENSIONS (MM)

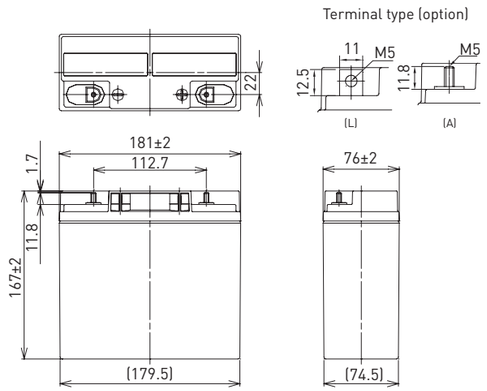

Contents indicated (including the recycle marking, etc.) are subject to change without notice.

Battery case resin: standard (UL94 HB)

SPECIFICATIONS

Name		LC-XC1222P/AP
Nominal voltage		12V
Nominal capacity (20 hour rate)		22Ah
Dimensions	Length	181mm
	Width	76mm
	Height	167mm
Approx. mass		6.55kg
Terminal	M5 bolt/nut & threaded post	
Capacity (25°C)	20 hour rate	22Ah
	10 hour rate	20Ah
	3 hour rate	17Ah
	1 hour rate	14Ah
Impedance	Fully charged battery (25°C)	12mΩ
Temperature dependency of capacity (20 hour rate)	40°C	102%
	25°C	100%
	0°C	85%
	-15°C	65%
Self-discharge (25°C)	After 3 month	91%
	After 6 month	82%
	After 12 month	64%

DURATION OF DISCHARGE VS. DISCHARGE CURRENT

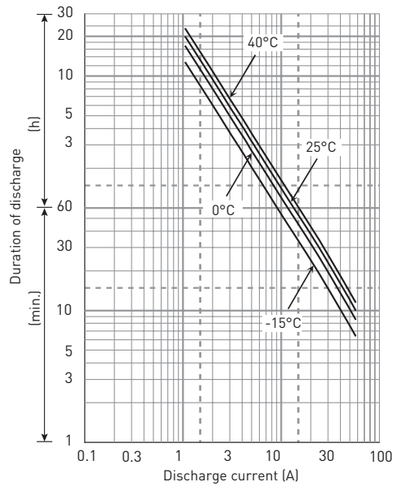

WATT TABLE (25°C)

(Wattage/battery)

Cut-off	5min.	10min.	15min.	20min.	30min.	45min.	1h	1.5h	2h	3h	4h	5h	6h	10h	20h
9.6V	803	618	472	396	295	213	172	117	93.2	69.4	53.3	44.0	35.4	24.0	13.0
9.9V	787	605	469	389	292	211	170	115	92.5	69.0	53.0	43.7	35.2	23.9	13.0
10.2V	767	590	459	383	289	209	167	112	90.1	68.3	52.6	43.3	35.0	23.6	12.9
10.5V	710	546	427	363	282	206	163	110	87.0	67.3	52.3	43.0	34.5	23.5	12.9
10.8V	633	487	399	354	272	203	160	107	82.8	65.9	51.6	41.9	34.0	23.3	12.8

AMPERE TABLE (25°C)

(Ampere/battery)

Cut-off	5min.	10min.	15min.	20min.	30min.	45min.	1h	1.5h	2h	3h	4h	5h	6h	10h	20h
9.6V	77.2	59.4	43.0	36.7	25.4	18.8	14.9	9.79	7.55	5.85	4.48	3.69	2.96	2.04	1.11
9.9V	75.7	58.2	42.7	36.1	25.1	18.7	14.5	9.59	7.49	5.82	4.45	3.66	2.95	2.04	1.11
10.2V	73.7	56.7	41.8	35.5	24.8	18.5	14.2	9.40	7.30	5.76	4.42	3.63	2.93	2.02	1.10
10.5V	68.4	52.6	38.9	33.7	24.3	18.2	13.9	9.20	7.05	5.58	4.39	3.60	2.89	2.01	1.10
10.8V	61.0	46.9	36.3	32.8	23.4	17.9	13.6	8.95	6.71	5.56	4.33	3.51	2.84	1.99	1.09

All mentioned values are average values

LC-XC1222P

CHARGING METHOD (25°C)

Cycle use	Control voltage: 14.5V - 14.9V Initial current: 8.80A or smaller

CUT-OFF VOLTAGE

Discharge current	1.10A - 5.50A	5.50A - 11.0A	11.0A - 22.0A	22.0A - 44.0A	44.0A - 66.0A
Cut-off voltage	10.5V	10.2V	9.9V	9.3V	8.7V

CYCLE LIFE VS. DEPTH OF DISCHARGE (ACC. IEC 61056)

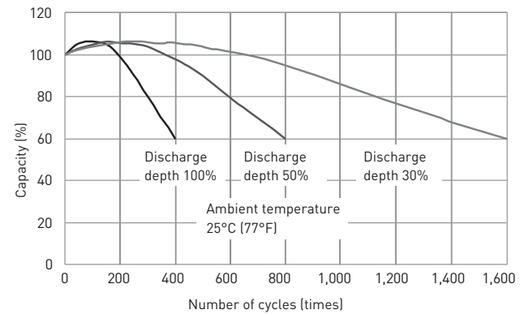

RESIDUAL CAPACITY TEST RESULT

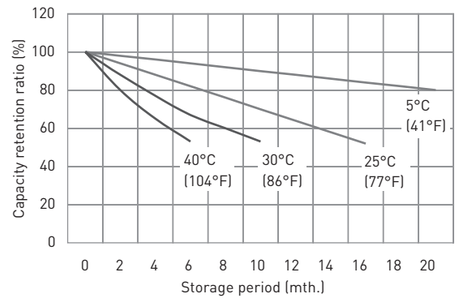

CONSTANT-VOLTAGE CONSTANT-CURRENT CHARGE CHARACTERISTICS FOR CYCLE USE

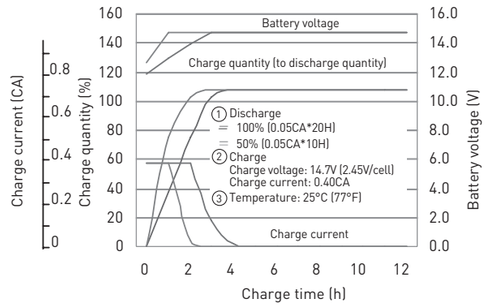

DISCHARGE CAPACITY BY TEMPERATURE AND BY DISCHARGE CURRENT

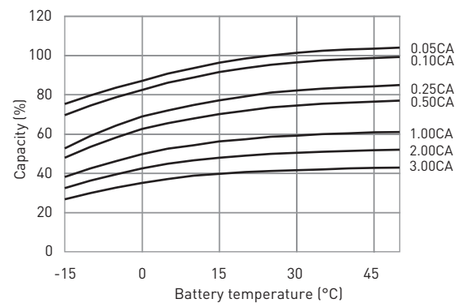

DISCHARGE CHARACTERISTICS

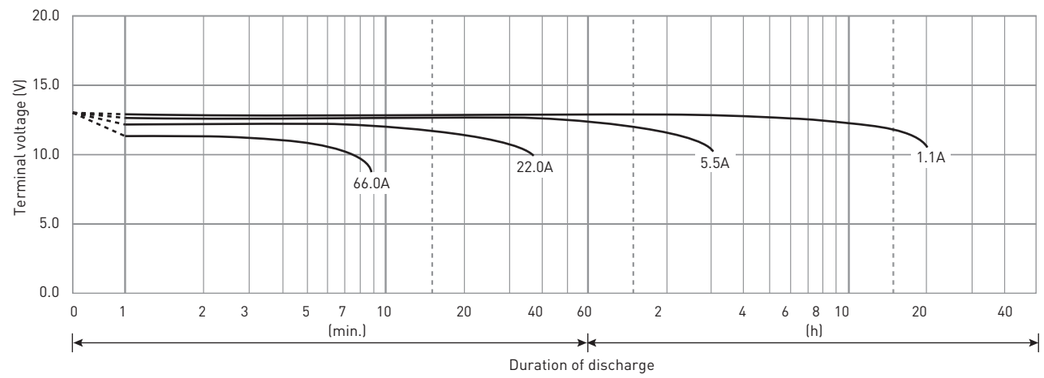

The data in this document are for descriptive purposes only and are not intended to make or imply any guarantee or warranty. Regarding handling and safety please consult our VRLA technical handbook chapter 1.