

# HLC – 1550A



## Hybrid Layer Capacitor (HLC) For *PulsesPlus™* batteries

### Electrical characteristics (For batteries stored at RT for 1 year or less)

Capacity when charge to 3.67 V	560 As
Capacity when charge to 3.90 V	850 As
Discharge end voltage	2.5 V (discharge below 2.5 V at RT may increase the HLC internal impedance). For other temperatures and discharge condition please contact Tadiran for these end voltage conditions.

### Mechanical characteristics

Length	51 mm. max
Diameter	15.1 mm. max
Weight	18.8 gr. max

### Operating conditions

Maximum discharge current:	
Continuous	2.0 A (without PTC)
Pulse, 1 sec	5.0 A (without PTC)
Charge (constant current)	
Max. charge voltage	3.95 V
Max. charge current	100 mA
Operating temperature range	
HLC in PulsesPlus™ battery	-40 °C ÷ +85 °C
Storage temperature range of HLC	-40 °C ÷ +60 °C
Cell impedance at RT	< 100 mΩ at 1 kHz
Self discharge of PulsesPlus™ battery at RT	3 μA
Self discharge PulsesPlus™ battery at 80 °C	15 μA

Shelf life at different storage temperature to 80% of initial capacity

Temperature	HLC	HLC in <i>Pulses Plus™</i> battery
RT	3 years	10 years
60 °C	4 weeks	7 years
80 °C	1 week	At least 1 year

### Safety

### Tested according to:

Short circuit at RT and at +55 °C	UL, UN, IEC
Oven at +150 °C	UL, IEC
Over-charge & over-discharge (200 % at currents up to 2 A)	UL, UN, IEC
Impact	UL, UN, IEC
Compression	UL, IEC
Shock and vibration	UL, IEC

UN Manual of Tests and Criteria, UL 1642, IEC 60086

**UL Approved under file MH12193 issued December 7<sup>th</sup>, 2000**



### Technology

- Anode: Carbon based
- Cathode: Multi metal oxides
- Electrolyte: Organic
- Shut down separator

### Key Features

- Hermetically sealed (glass-to-metal)
- Wide operating temperature range
- Low self discharge
- End of life indication capability
- High reliability
- Lightweight
- Safe design

### Main Applications

- Utility Meters (AMR)
- Asset, Container & Cargo Tracking
- RFID Devices
- Sonar Buoys
- Communication Equipment
- Emergency & Medical Devices

### Ordering Part No.

■ HLC-1550A/S	61155122000
■ HLC-1550A/T	61155122150
■ HLC-1550A/TP	61155132000
■ HLC-1550A/PT2	61155135000

### Tadiran Batteries Ltd.

34 Yitzhak Rabin Boulevard  
Kiryat Ekron 76950, Israel  
Tel: +972 (8) 944-4555  
Fax: +972 (8) 941-3079

[www.tadiranbatteries.com](http://www.tadiranbatteries.com)

**WARNING:**  
Fire, Explosion, And Severe Burn Hazard.  
Do Not Recharge, Crush, Disassemble, Heat  
Above 100°C, Incinerate Or Short Circuit.

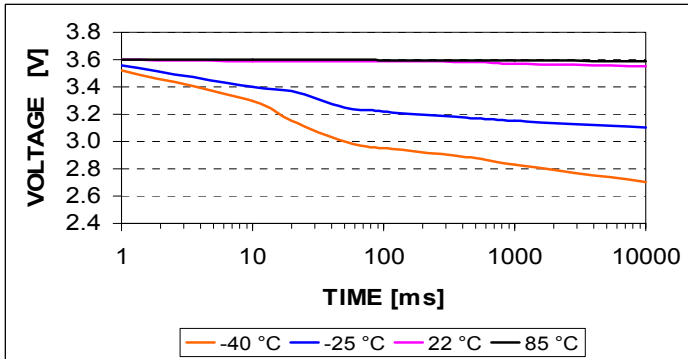
THE INFORMATION PROVIDED HERE IS NECESSARILY OF A GENERAL NATURE. SINCE SPECIFIC PERFORMANCE DEPENDS ON ACTUAL OPERATING AND STORAGE CONDITIONS, OUR ENGINEERS WILL PROVIDE PARTICULAR APPLICATION INSTRUCTIONS UPON REQUEST. DATA SUBJECT TO REVISION WITHOUT NOTICE. ANY REPRESENTATION IN THIS BROCHURE CONCERNING PERFORMANCE ARE FOR INFORMATION PURPOSES ONLY AND NOT WARRANTIES, EITHER EXPRESSED OR IMPLIED, OF FUTURE PERFORMANCE. TADIRAN'S STANDARD LIMITED WARRANTY, STATED IN ITS SALES CONTRACT OR ORDER CONFIRMATION FORM IS THE ONLY WARRANTY OFFERED BY TADIRAN.

# HLC – 1550A

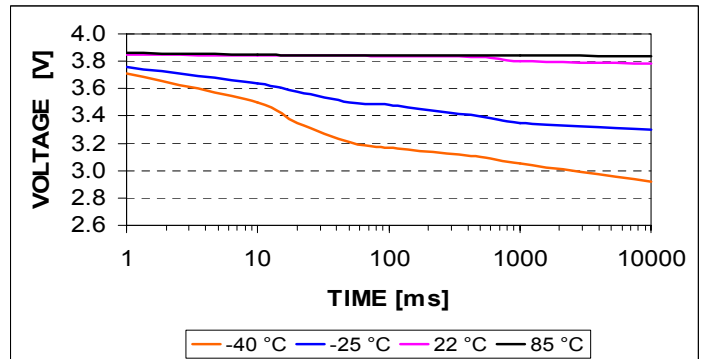


## Performance data

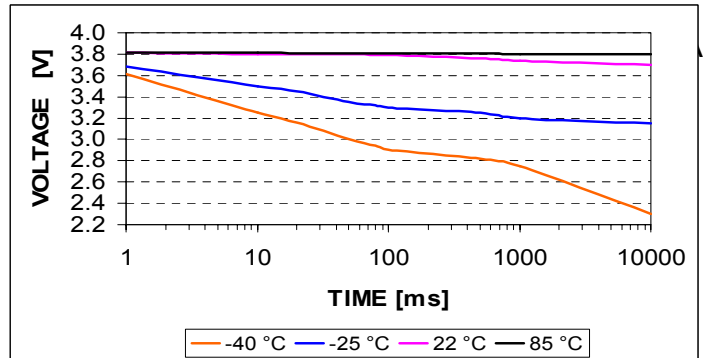
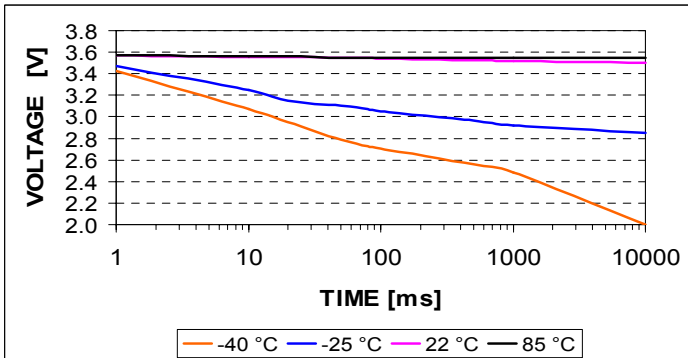
Voltage curves for HLC1550A at Li/SOCl<sub>2</sub> potential (3.67 V), 750 mA



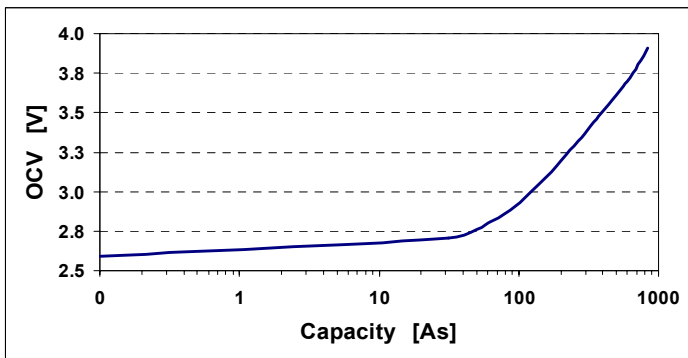
Voltage curves for HLC1550A at Li/SO<sub>2</sub>Cl<sub>2</sub> potential (3.90 V), 750 mA



Voltage curves for HLC1550A at Li/SOCl<sub>2</sub> potential (3.67 V), 1200 mA



Available capacity vs. OCV for HLC1550A (at RT, 200 mA discharge)



### Warning:

- The HLC is designed for use in a PulsesPlus™ battery or in low charge current as specified only. The HLC may explode or violently vent if over-charge above 4.4V.
- Do not charge the HLC higher than 4.1 V, over discharge, short circuit, heat above 100 °C, incinerate or expose content to water.
- Charging the HLC at above 3.95 V may lead to capacity loss and / or internal impedance rise.

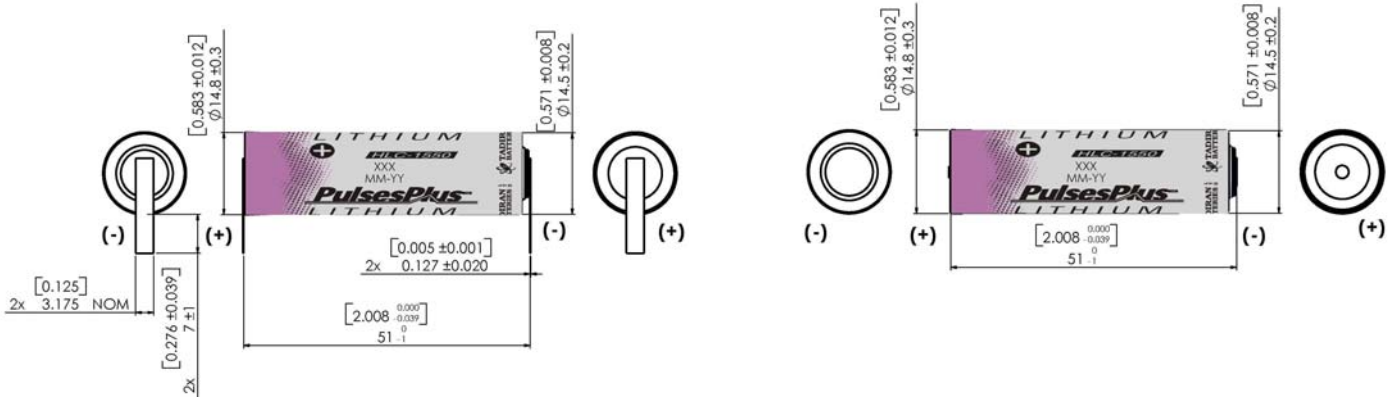
THE INFORMATION PROVIDED HERE IS NECESSARILY OF A GENERAL NATURE. SINCE SPECIFIC PERFORMANCE DEPENDS ON ACTUAL OPERATING AND STORAGE CONDITIONS, OUR ENGINEERS WILL PROVIDE PARTICULAR APPLICATION INSTRUCTIONS UPON REQUEST. DATA SUBJECT TO REVISION WITHOUT NOTICE. ANY REPRESENTATION IN THIS BROCHURE CONCERNING PERFORMANCE ARE FOR INFORMATION PURPOSES ONLY AND NOT WARRANTIES, EITHER EXPRESSED OR IMPLIED, OF FUTURE PERFORMANCE. TADIRAN'S STANDARD LIMITED WARRANTY, STATED IN ITS SALES CONTRACT OR ORDER CONFIRMATION FORM IS THE ONLY WARRANTY OFFERED BY TADIRAN.

# HLC – 1550A

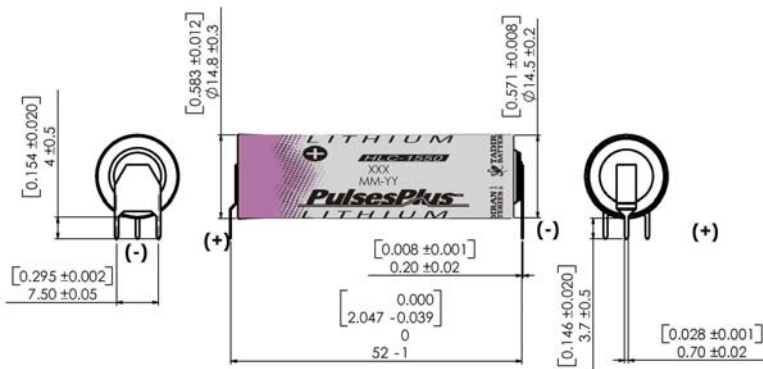


## Lead terminations

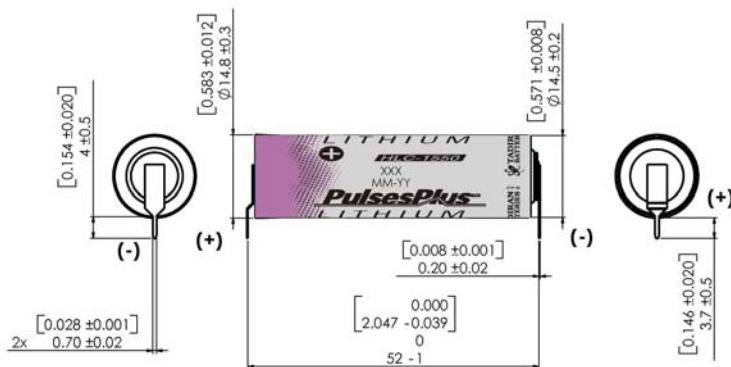
**HLC-1550A/T (Soldering Tabs)**  
Cat. # 61155122150



**HLC-1550A/TP (PCB Mountable - Polarized)**  
Cat. # 61155132000



**HLC-1550A/PT2 (PCB Mountable)**  
Cat. # 61155135000



THE INFORMATION PROVIDED HERE IS NECESSARILY OF A GENERAL NATURE. SINCE SPECIFIC PERFORMANCE DEPENDS ON ACTUAL OPERATING AND STORAGE CONDITIONS, OUR ENGINEERS WILL PROVIDE PARTICULAR APPLICATION INSTRUCTIONS UPON REQUEST. DATA SUBJECT TO REVISION WITHOUT NOTICE. ANY REPRESENTATION IN THIS BROCHURE CONCERNING PERFORMANCE ARE FOR INFORMATION PURPOSES ONLY AND NOT WARRANTIES, EITHER EXPRESSED OR IMPLIED, OF FUTURE PERFORMANCE. TADIRAN'S STANDARD LIMITED WARRANTY, STATED IN ITS SALES CONTRACT OR ORDER CONFIRMATION FORM IS THE ONLY WARRANTY OFFERED BY TADIRAN.